

ARCIMBOLDO

Activity 1_Showing some flashcards the teacher asks the name of fruit and vegetables and some parts of the body

Activity 2_Students will be given some handouts with the required vocabulary (fruit and vegetables, parts of the body).

Activity 3_The teacher explains the students how to draw fruit and vegetables and some parts of the body.

Activity 4_ & 5_ They will read a text and listen to a video explaining Arcimboldo's life and style with an analysis of his works and technique. They will create their own Arcimboldo painting following the teacher's instructions.

(!) The same form “Arcimboldo” can be used on Google Sites.

Warm up activity

Write the name of the fruits and vegetables you know.





GROUP WORK

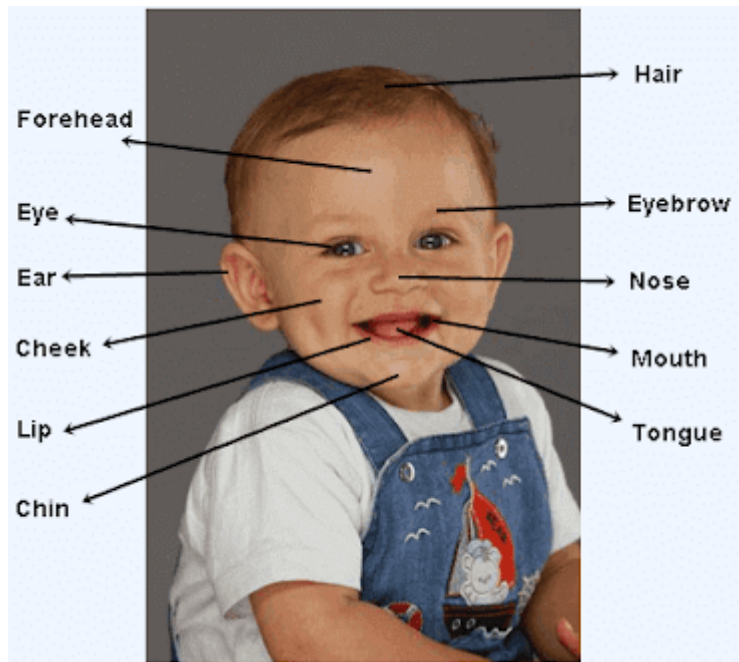
Make a list

FRUIT and VEGETABLES

What is it ?




100 fruits and veggies.pdf



Body Parts - Head and Face Parts



 il viso.docx

 Life and works of Giuseppe Arcimboldo

Life and works of Giuseppe Arcimboldo.

Look at the video and answer the following questions

<https://www.smithsonianmag.com/videos/category/arts-culture/arcimboldo-more-than-meets-the-eye/>





 Arcimboldo

Now it's up to you

Draw a face following the teacher's instructions:

1. The eyes are two plums.
2. The nose is a pear.
3. For the moustache draw two pea pods.
4. The mouth is made by berries.
5. The hair is made by grapes.
6. The ears are cherries.
7. The beard is made by salad.
8. For the shoulders use onions and kiwifruit.
9. The teacher adds more details according to the language level of the students.
10. How is your portrait similar to/ different from Arcimboldo's portrait?

<https://goo.gl/images/rtjmYn>

Colouring pictures


"National Gallery acquires painting by Arcimboldo" . Read the article:

<https://www.nytimes.com/2010/09/17/arts/design/17vogel.html>



Final-Giuseppe-Arcimboldo-1 (1).pptx

- List the vegetables you can find in the painting.
- What I like /don't like about this painting.




Print the word search.



www.thegoodandbeautiful.com






www.disegnidacoloraregratis.it



www.disegnidacoloraregratis.it

BY
GIUSEPPE ARCIMBOLDO
 (1526 or 1527 – July 11, 1593)



Giuseppe Arcimboldo was an Italian painter from Milan. He is famous for creating portraits of heads made of objects (fruits, vegetables, flowers, fish, and books).

The name of the painting is "Autumn". It is a picture of a man made of _____ and _____ that grow in Autumn.


In the painting the man is looking _____. The neck is made of a _____, a _____ and a _____.

For the face, the man has got a _____ as a nose, an _____ as a cheek and his chin is a _____. His eye is a _____, his ear is a _____, and has got a _____ for an earring. His lips and mouth are made of a _____ and his beard is made of _____.

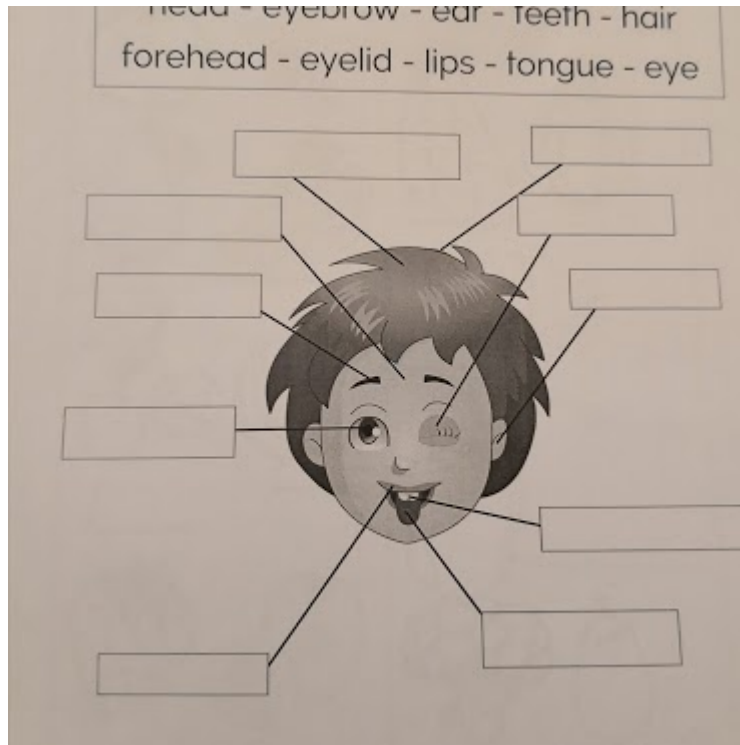
On his head is a _____ made of vine _____. His hair is made of _____ and he has got a _____ as a hat.

grapes pumpkin turnip fruits pomegranate fig
 wheat hazelnut crown leaves vegetables carrot

The students fill in the test using the given words.



The students write the names of fruits and vegetables.



The students fill in the parts of the face.


The students answer the questions

1. When and where was Arcimboldo born?


2. Why was he famous?

3. Did he only use fruits and vegetables?

4. Where did he work? In which cities?



They use different techniques.



Name: GULIA Surname: POARDO Class: 4th Date: 10/10/2019

NOW IT'S UP TO YOU

Make your own face using fruits and vegetables following the right below instructions.

Step 1: The nose is a pear.
 Step 2: The beard is made by sliced.
 Step 3: The mouth is made by berries.
 Step 4: Complete your face as you prefer.
 Step 5: Describe what you did. How did you make your face?

Example:
 My face is made of:
 - one pear for the nose
 - some grapes for the hair
 - two onion for the ears
 - few dates for the hair

Pay attention on how to use one/one/some/few... for... and the correct form of singular or plural.

Now it's time to color your drawing with markers. Use the classical technique, points and different kind of lines.

DESCRIPTION

My face is made of one pear for the nose, many grapes for the hair and a cherry for the forehead, a plum for the tongue, a peach on the cheek, two apples and some carrots for the cheek, many berries just are two strawberries and three mushrooms for the mouth, a lot of sliced for the beard, a leaf of grapes for the hair and for the hair, a bunch of green grapes and some pieces of grapes for the mouth, a slice of watermelon for the forehead, I used two bananas for the cheek, a slice of watermelon two carrots, a few strawberries, two slices of onion and two dates for the ears. I used two oranges, a few tomatoes, some mushrooms and two kiwis.

They follow the given instructions and at the end they make a short description of the painting.



Name: CHANDRA Sarika GOROLA Class: 2F Date: 01/...

NOW IT'S UP TO YOU

Make your own face using fruits and vegetables following the right below instructions.

Step 1: The nose is a pear.
 Step 2: The beard is made by asad.
 Step 3: The mouth is made by berries.
 Step 4: Complete your face as you prefer.
 Step 5: Describe what you did. How did you make your face?

Example:
 My face is made of:
 - one pear for the nose
 - some grapes for the hair
 - two onion for the ears
 - few dates for the hair

Pay attention on how to use one/two/some/few... for... and the correct form of singular or plural.

Now it's time to color your drawing with markers. Use the classical technique, points and different kind of lines.

DESCRIPTION

My drawing's face is made of:
 one pear for the nose, some grapes for the hair, some asad for the beard, two reds for the cheeks, two series and two purple squares for eyes and three berries for the mouth.
 It has a big bump for the ear and four succini for the neck.
 It was also made of two big apples for the cheeks and one orange, two tangerines and one cherry for the chin and one olive close to the ear.
 On the top of the head there is a big bunch of wheat and two cherries and a few of lime leaves close to hair as a decoration. In the end there are some ears of corn to...

They created 180 different paintings.